

Bali by the Numbers: Bali's Strong Start to 2012 May be Unduly Influenced by Chinese Holidaymakers – Bali Discovery Tours (March 2012)

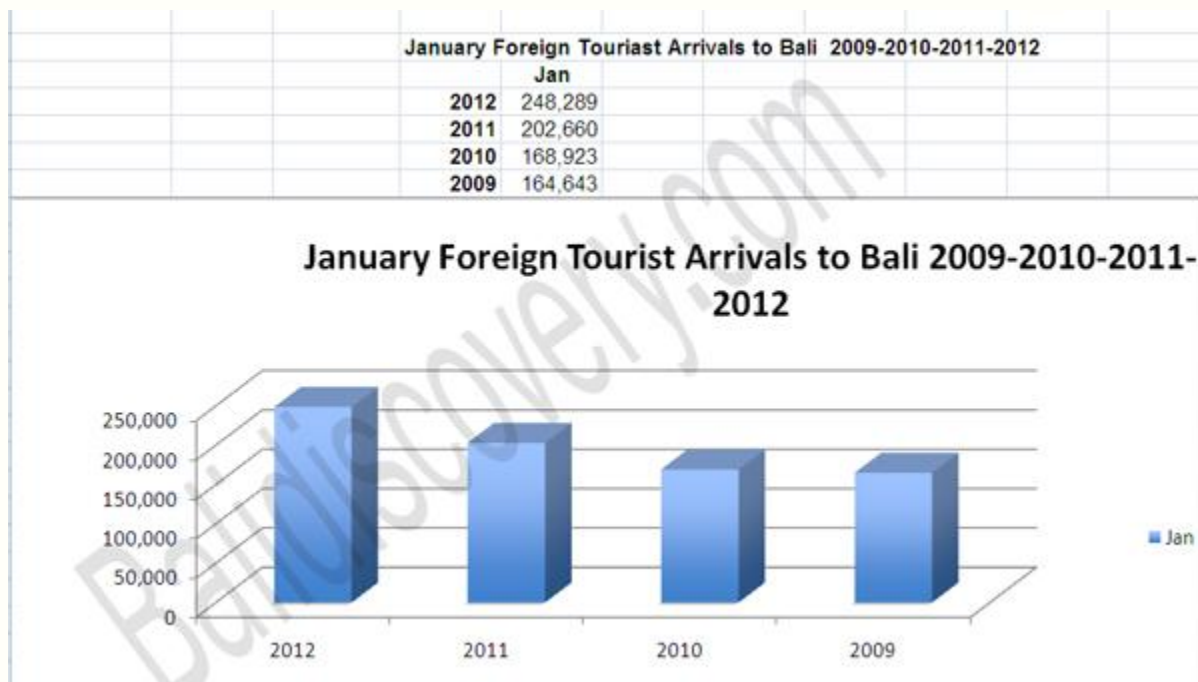


(3/2/2012)

Bali by the Numbers: Bali's Strong Start to 2012 May be Unduly Influenced by Chinese Holidaymakers

Arrivals statistics for foreign visitors for Bali for January 2012 show a very strong start to the year, but should be viewed with some caution as results may be skewed by the very strong arrival totals reported from the People's Republic of China.

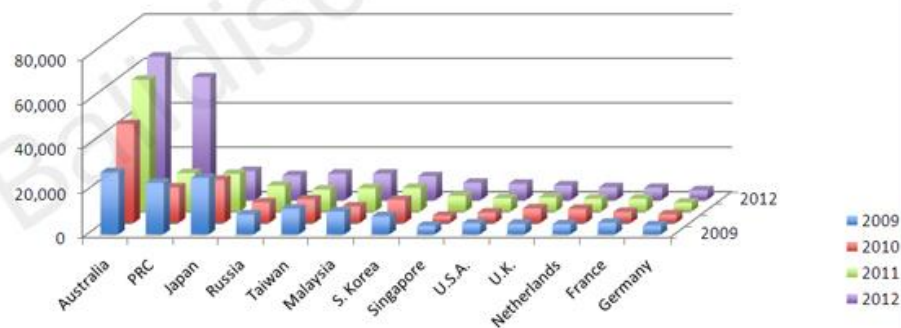
January foreign tourist arrivals totaled 248,289 - an increase of 22.52% over the 202,660 tourist arrivals reported in the same month one year before.



Bali by the Numbers: Bali's Strong Start to 2012 May be Unduly Influenced by Chinese Holidaymakers – Bali Discovery Tours (March 2012)

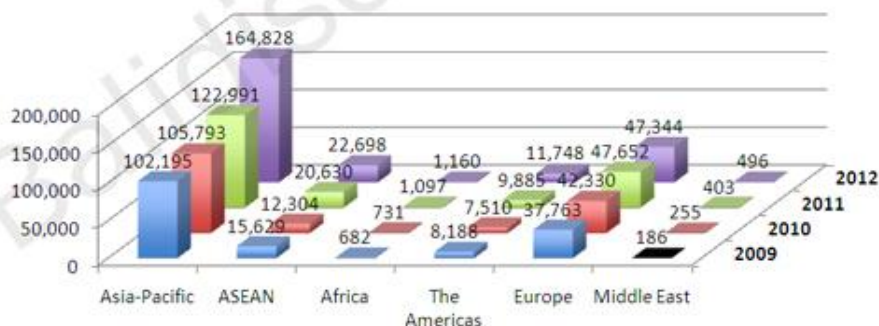
Bali Main Market Arrivals January 2009-2010-2011-2012					
	2009	2010	2011	2012	Change
Australia	27,873	44,366	59,160	64,418	8.89%
PRC	23,115	15,846	17,102	55,178	222.64%
Japan	25,324	19,282	16,748	12,862	-23.20%
Russia	8,897	9,122	11,499	10,964	-4.65%
Taiwan	11,473	10,487	9,717	11,680	20.20%
Malaysia	10,187	7,295	10,267	11,660	13.57%
S. Korea	8,091	10,239	10,439	10,580	1.35%
Singapore	3,806	3,094	6,893	7,601	10.27%
U.S.A.	4,863	4,547	5,792	7,129	23.08%
U.K.	4,656	6,416	6,157	6,433	4.48%
Netherlands	4,426	6,222	5,607	5,562	-0.80%
France	5,111	4,779	5,565	5,265	-5.39%
Germany	3,933	3,747	3,790	4,197	10.74%

Bali Foreign Tourist Arrival 2009-2012 By Main Markets



Geographic Arrivals to Bali January 2009 - 2010 - 2011-2012					
	2009	2010	2011	2012	Change
Asia-Pacific	102,195	105,793	122,991	164,828	34.02%
ASEAN	15,629	12,304	20,630	22,698	10.02%
Africa	682	731	1,097	1,160	5.74%
The America	8,188	7,510	9,885	11,748	18.85%
Europe	37,763	42,330	47,652	47,344	-0.65%
Middle East	186	255	403	496	23.08%

Geographic January Arrivals to Bali 2009-2010-2011-2012



Bali by the Numbers: Bali's Strong Start to 2012 May be Unduly Influenced by Chinese Holidaymakers – Bali Discovery Tours (March 2012)

Bolstering these strong results were results reported for Mainland China that jumped an astounding 222.64% equaling 55,178 visitors. Worthy of closer scrutiny, this total, if correct, may be a function of a sudden surge Chinese New Year holidaymakers.

Examining other markets that traditionally produce Chinese travelers over the extended Lunar New Year period also demonstrates strong improvement. Taiwanese visitors in January increased 20.2% at 11,680. Singapore visitors improved 10.27% at 7,601 and Malaysian tourist visitors improved 20.2%, achieving 11,680 in January 2012.

That the bold start to 2012 may be non-indicative of the year ahead is the general perception informally gathered in discussions with local hoteliers who report an unsettlingly quiet February.

In other markets, Australian arrivals improved 8.89% in January totaling 64,418. While a reasonable rate of growth by any standard, at 8.89% the Australian market growth appears to be leveling off after an extended period of steady double-digit growth.

Japan continues to be in the doldrums, declining a further 23.20% from the already depressed results ex-Japan for January 2011. January 2012 arrivals from Japan totaled 12,682.

Bright spots in the January tourist arrivals were the U.S.A. improving month-on-month by 23.08% (7,129); United Kingdom up 4.48% (6,433) and Germany up 10.74% (4,197).